

Your First Login to OnPath's New Digital Banking (Mobile)

Welcome to the OnPath Credit Union digital banking experience! Follow these simple steps to get started on our new mobile app.



Step 1: Get the New App! (MOBILE APP ONLY)

If you are attempting to use our Mobile App, please follow this step first. If you are trying to log into Online Banking via a browser, please login at our website BeOnPath.org and follow steps 2-6.

- Delete any Old App: First things first, please delete the old banking mobile app from your device, if applicable.
- Download the New App: Head over to your device's app store (Google Play Store for Android or Apple App Store for iOS). Search for "OnPath Credit Union" and download the new app.

Step 2: Access the Login Page

- Open the newly downloaded OnPath Credit Union app.
- On the login screen, select the "Register New Account" link.
- Click on the verify you are human box to continue.

 Verify you are human  [Privacy](#) • [Terms](#)

[Forgot Username or Password?](#)

[Register a New Account](#)



Step 3: Accept Disclosures & Choose Reset Option

- You will be prompted to accept our disclosures. Please review and accept to continue.

Please accept the disclosure

Service. Clicking on the "I Agree" button also indicates your acceptance of the terms and conditions of this Agreement in this electronic format.

(If you do not agree, choose cancel below.)

If you click "cancel" you can still enroll at a later time. You will still be asked to accept the terms and conditions of this Agreement.

I Agree

Continue



Step 4: Confirm Your Identity

- To verify your identity, you will need to enter your Social Security Number (SSN) and your member number.
- You will then be asked to answer two out of three security questions.



Confirm Your Identity

Now answer any two of the questions below:

SSN/TaxID



Account/Member Number

Now answer any two of the questions below:

Email (optional)

Birth Date (optional)
mm/dd/yyyy

Zip Code (optional)

Continue



Step 5: Multi-Factor Authentication (SMS)

- For your security, we will send a verification code via SMS to the mobile phone number OnPath Credit Union has on file for you.
- Enter the verification code you receive into the app.

Password Reset Method

SMS Text

A one-time code will be sent to your mobile phone.

Select Phone Number
(***) ***-*055

Voice call

You will get a call that reads a one-time code to you.

Verification Code

A 6-digit code has been sent to your phone number (***) ***-*055.

2 2 5 9 3 8

Code will expire in 1441 minutes

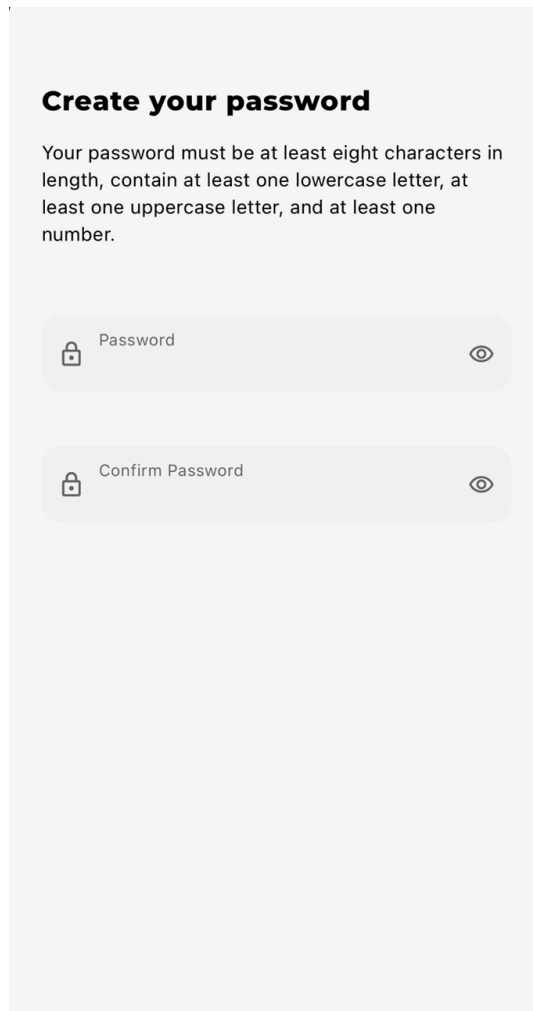
[Resend code](#) or [Change method](#)

Continue

Verify

Step 6: Create Your Password

- Once your identity is verified, the "Create Your Password" screen will appear.
- Password Requirements: Your new password must meet the following criteria:
 - At least 8 characters long.
 - Include at least one lowercase letter.
 - Include at least one uppercase letter.
 - Include at least one number.
 - Cannot be your username.



Create your password

Your password must be at least eight characters in length, contain at least one lowercase letter, at least one uppercase letter, and at least one number.

Password

Confirm Password

We're excited for you to experience our new and digital banking! If you encounter any issues, please don't hesitate to contact us.